

Section 2

WHMIS Labels

Labels

A WHMIS label provides immediate information that you need to handle a hazardous material safely and the precautions to be taken with it. The label may be a sign, stamp, sticker, tag that must be attached to the controlled product or container that is legible.

The label provides information in the following ways:

1. Alerts you to the hazards the given product represents.
2. Informs you of the risks that the product presents and the precautions to be taken when handling or storing it.
3. Refers you to the Material Safety Data Sheet (MSDS) for more detailed hazard information.

It is the responsibility of both your supervisor and yourself to ensure that all containers of hazardous materials are properly labeled before they are used or stored.

Types of Labels

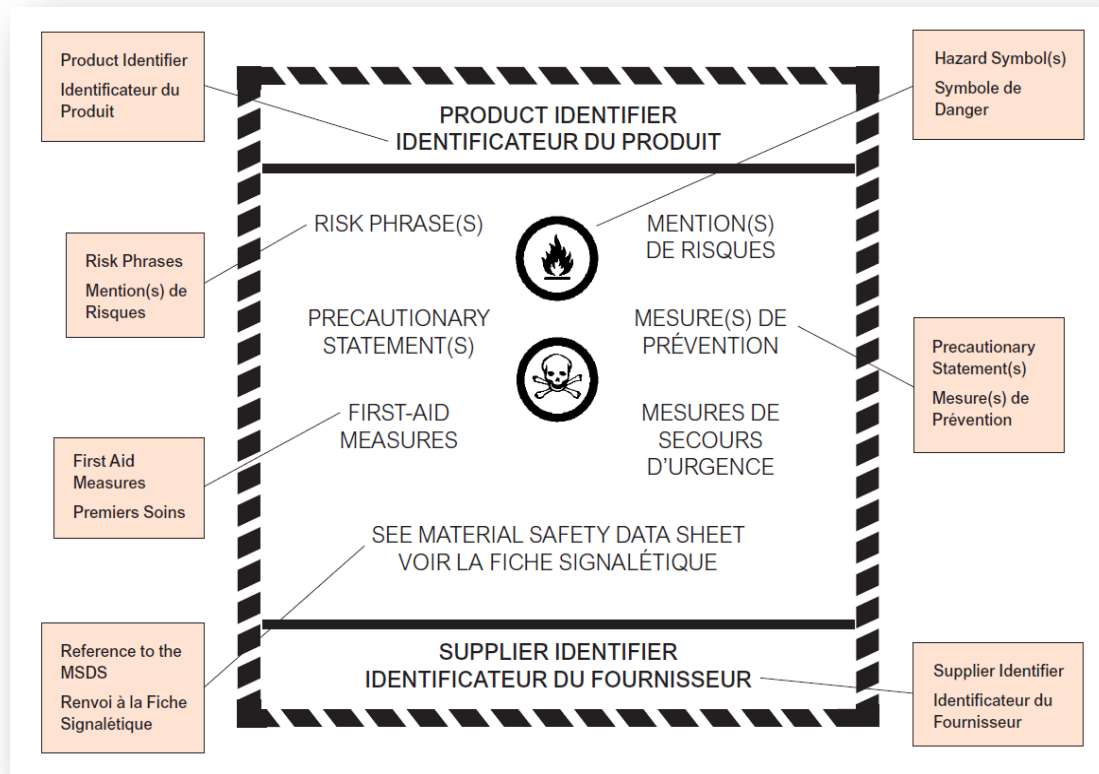
There are 2 types of labels used on a container of a hazardous material:

1. Supplier labels
2. Workplace labels

Both labels have the same purpose but differ from each other in content and format.

1. Supplier Labels

A supplier label can be identified on a hazardous material by its unique hash-marked border. A Supplier label must be in both English and French and may be any size, format or colour as long as it has this distinctive border. To ease label recognition, its colour should contrast with the container it is on.



The supplier label must contain the following pieces of information:

1. **Product Identifier** - The name of the product, which can be its common name, brand name, code name, number.
2. **Applicable Hazard Symbol** - One or more of the eight hazard symbols which apply to the product.
3. **Risk Phrases** - Briefly telling you of any hazards; i.e., “dangerous if inhaled”.
4. **Precautionary Measures** - Statements on proper storage; what to do to avoid injury or illness; i.e., “avoid inhaling” or “wash thoroughly after handling”.
5. **First- Aid Measures** - Explains how to treat a person who has been over-exposed to the product.
6. **A Reference to the MSDS** – A statement advising additional information is available on the MSDS.
7. **Supplier/Manufacturer Identifier** - Name and location of the product’s supplier and manufacturer.

Sample WHMIS Supplier Label:

Hazard symbols

ACETONE ACÉTONE

**SEE MATERIAL SAFETY DATA SHEET FOR THIS PRODUCT
VOIR LA FICHE SIGNALÉTIQUE POUR CE PRODUIT**

DANGER! EXTREMELY FLAMMABLE. IRRITATES EYES.
PRECAUTIONS: Keep away from heat, sparks, and flames. Ground containers when pouring. Avoid breathing vapours or mists. Avoid eye contact. Avoid prolonged or repeated contact with skin. Wear splash-proof safety goggles or faceshield and butyl rubber gloves. If acetone is present in concentrations greater than 250 ppm, wear a NIOSH-approved respirator with an organic vapour cartridge. Use with adequate ventilation, especially in enclosed areas. Store in a cool, well-ventilated area, away from incompatibles.
FIRST AID: In case of contact with eyes, immediately flush eyes with lots of running water for 15 minutes, lifting the upper and lower eyelids occasionally. Get medical attention immediately. In case of contact with skin, immediately wash skin with lots of soap and water. Remove contaminated clothing and shoes. Get medical attention if irritation persists after washing. Wash clothing before reuse. If inhaled, remove subject to fresh air. Give artificial respiration if not breathing. Get medical attention immediately. If swallowed, contact the Poison Control Centre. Get medical attention immediately. Do not give anything by mouth to an unconscious or convulsing person.
ATTENTION! THIS CONTAINER IS HAZARDOUS WHEN EMPTY. ALL LABELLED HAZARD PRECAUTIONS MUST BE OBSERVED.

DANGER! EXTRÊMEMENT INFLAMMABLE. IRRITE LES YEUX.
MESURES DE PRÉVENTION: Tenir à l'écart de la chaleur, des étincelles et des flammes. Relier les récipients à la terre lors du transvasement. Éviter de respirer les vapeurs ou les brumes. Éviter le contact avec les yeux. Éviter le contact prolongé ou répété avec la peau. Porter des lunettes contre les éclaboussures de produit chimique ou une visière de protection, et des gants en caoutchouc butyle. Si l'acétone est présent en concentration de plus de 250 pour un million, porter un respirateur muni d'une cartouche à vapeur organique approuvé par NIOSH. Utiliser avec suffisamment de ventilation surtout dans les endroits clos. Entreposer dans un endroit frais, bien aéré, à l'écart des produits incompatibles.
PREMIERS SOINS: En cas de contact avec les yeux, rincer immédiatement et copieusement avec de l'eau courante pendant 15 minutes en soulevant les paupières inférieures et supérieures de temps en temps. Obtenir des soins médicaux immédiatement. En cas de contact avec la peau, laver immédiatement la région affectée avec beaucoup d'eau et de savon. Retirer les vêtements et les chaussures contaminées. Si l'irritation persiste après le lavage, obtenir des soins médicaux. Laver les vêtements avant de les réutiliser. En cas d'inhalation, transporter la victime à l'air frais. En cas d'arrêt respiratoire, pratiquer la respiration artificielle. Obtenir des soins médicaux immédiatement. En cas d'ingestion, contacter le Centre de Contrôle des Empoisonnements. Obtenir des soins médicaux immédiatement. Ne rien faire avaler à une victime inconsciente ou en convulsions.
ATTENTION! CE RÉCIPIENT EST DANGEREUX LORSQU'IL EST VIDE. CHAQUE INDICATION DE DANGER SUR LES ÉTIQUETTES DOIVENT ÊTRE OBSERVÉES.

BIG BIG Chemical Company / 123 Nitro Avenue, Vapour Town, BC / 123-4567

Product Identifier
Reference to MSDS
Risk phrases
Precautionary statements
First aid measures
French version
WHMIS hatched border
Supplier identification

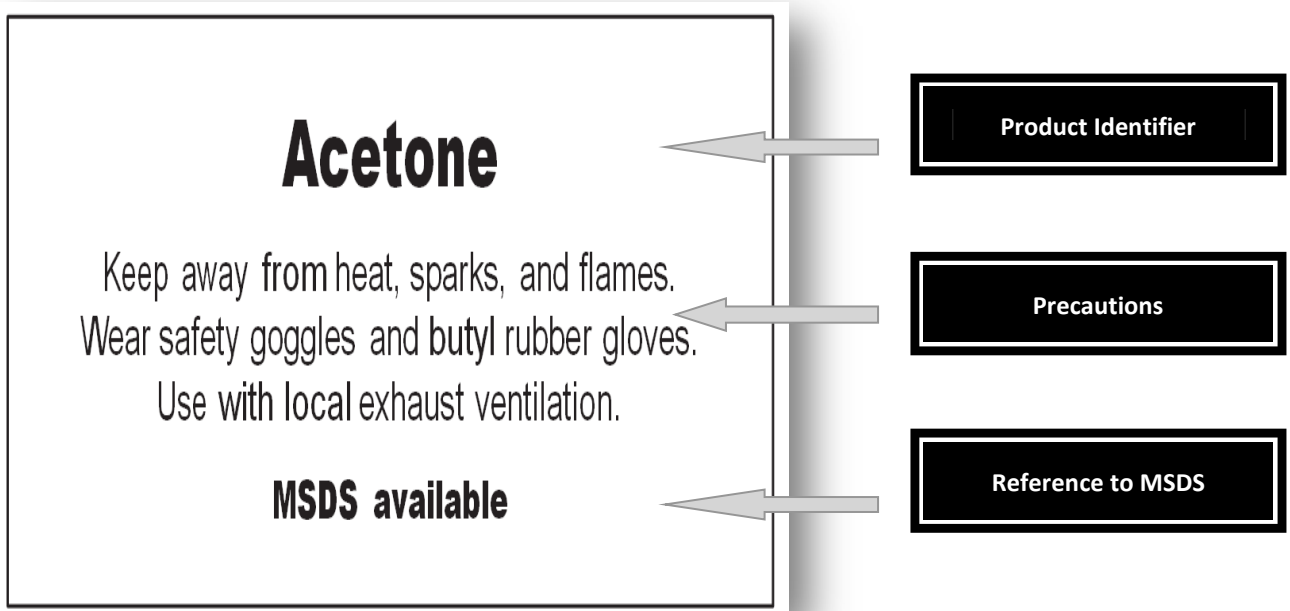
2. Workplace Labels

Workplace labels are used if there is not a supplier label on the container or:

- When the hazardous material is transferred from the original container to another container,
- When the supplier label is illegible, defaced or becomes detached from the supplier container; or,
- When the hazardous material is produced at the workplace.

Only 3 pieces of information are required on a workplace label:

1. Product identifier
2. Precautionary measures
3. A reference to the MSDS



A workplace label may also be any size, format or colour. It can be typed or hand-written, as long as it has the 3 pieces of information.

When a workplace is not required:

A workplace label is not required to be affixed to a secondary or portable container if either of the following apply:













- a) the product will be used immediately in its entirety, or
- b) the product is,
 - under the exclusive control of one person,
 - to be used exclusively use of one person,
 - to be used in its entirety during the course of the work shift, and
 - the product name is marked on the container.

Workplace Labels @ OCAD U

OCAD University has a comprehensive MSDS and Label program online. To print labels:

Option 1:

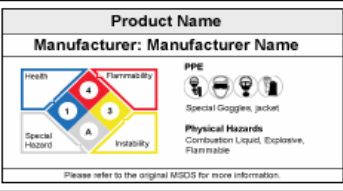
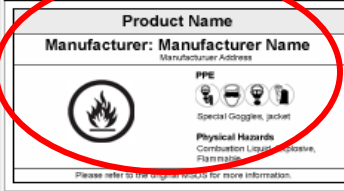

1. Enter OCAD University's MSDS database URL on a web browser - <http://hq.msdsonline.com/ocad3535>
2. Select the Studio
3. Find the product and click on generate label symbol

	Product	Revision Date	CAS #	Regulatory Format
   	COLORTEC C-41 Rapid Neg. Kit (2-Bath) f. 3x1L for 3 x 1L Manufacturer: TETENAL AG & CO. KG	05/07/2010		Not Determined
   	C41 digibase film developer STARTER Manufacturer: Compard KG Synonyms: C41 digibase film developer STARTER, C41 digibase film developer, C41 digibase film Bleacher, C41 digibase FIXER, C41 digibase Stabilizer - KIT Photographic color-developer concentrate	05/07/2010		Not Determined
   	Solid Ink Manufacturer: Xerox Research Centre of Canada	12/13/2011		Not Determined

4. Select WHMIS Workplace label

Print Labels

Select the label to print from the options below.

OSHA Secondary Container	WHMIS Workplace	GHS Container
 <p>Product Name Manufacturer: Manufacturer Name</p> <p>Health 4 Flammability 3 Special Hazard A Instability 1</p> <p>PPE Special Goggles, jacket</p> <p>Physical Hazards Combustion Liquid, Explosive, Flammable</p> <p>Please refer to the original MSDS for more information.</p>	 <p>Product Name Manufacturer: Manufacturer Name Manufacturer Address</p> <p>PPE Special Goggles, jacket</p> <p>Physical Hazards Combustion Liquid, Explosive, Flammable</p> <p>Please refer to the original MSDS for more information.</p>	 <p>Signal Word Qty. Product Name</p> <p>Data Field 1: Item 1, Item 2, Item 3</p> <p>Data Field 2: Item 1, Item 2, Item 3</p> <p>Manufacturer Name 1234 Main Street City, State 123456 123-456-7890</p> <p>Please refer to original MSDS for more information.</p>

Print OSHA Secondary Container Labels, including NFPA, HMIS, or GHS Hazard Symbols.

Print WHMIS Workplace Labels, which include WHMIS pictograms.

Print GHS Container Labels, including pictograms, signal words, and manufacturer contact information.

5. Choose desired label size

Select Label Size

Product Name	Manufacturer Name	Manufacturer Address
WHMIS pictogram	Data Field 1	text text text text text

Please refer to the original Material Safety Data Sheet for more information.

- 2x4**
 - Avery Standards 5163
 - 1-4 WHMIS Pictograms
 - 1 Data Field
 - 10 Labels per Sheet
- 3.5x5**
 - Avery Standards 5168
 - 1-4 WHMIS Pictograms
 - 2 Data Fields
 - 4 Labels per Sheet
- 5x8.125**
 - Avery Standards 6573
 - 1-4 WHMIS Pictograms
 - 2 Data Fields
 - 2 Labels per Sheet
- 8.5x11**
 - Avery Standards 5165
 - 1-4 WHMIS Pictograms
 - 3 Data Fields
 - 1 Label per Sheet

6. Select either Single label or Full page of labels then select Generate Label

Print Options

Single Label
 Full Page of the same label

Select Language: English

Generate Label | Cancel

7. Labels are saved as PDF files. Once printed, write the appropriate precautionary statements corresponding to those found in the MSDS on the label and attached to container.

C41 digibase fiild developer STARTER

Manufacturer: Compard KG

Indicate precautions

Please refer to the original MSDS for more information

Option 2:

Print out OCAD University labels from the Shops and Studio SharePoint and fill out and check all that applies that correspond to those found on product's the MSDS.

OCAD University Workplace Label	
Product Identifier: _____	
Hazard (s): <i>check all that apply</i>	
<input type="checkbox"/> Flammable <input type="checkbox"/> Oxidizer <input type="checkbox"/> Toxic/poisonous <input type="checkbox"/> Corrosive pH: _____ <input type="checkbox"/> Reactive/explosive <input type="checkbox"/> Sensitizer/allergen	<input type="checkbox"/> Biohazard <input type="checkbox"/> Carcinogen <input type="checkbox"/> Mutagen <input type="checkbox"/> Teratogen <input type="checkbox"/> Skin/eye/lung irritant <input type="checkbox"/> Other <i>specify</i> :
Safe Handling /Personal Protection: <i>check all that apply</i>	
<input type="checkbox"/> No inhalation <input type="checkbox"/> No ingestion <input type="checkbox"/> No skin/eye contact <input type="checkbox"/> No chronic exposure <input type="checkbox"/> Gloves	<input type="checkbox"/> Glasses/goggles <input type="checkbox"/> N-95 Respirator <input type="checkbox"/> Half Face Respirator with organic vapor cartridges <input type="checkbox"/> Other: _____
Name: _____ Dept: _____	
Phone #: _____ Date: _____	
Refer to Material Safety Data Sheets for more info	